



Gilat Satellite Networks Corporate Presentation

February, 2016



Forward Looking Statements Disclaimer



Certain statements made in this presentation that are not historical are forward-looking within the meaning of the Private Securities Litigation Reform Act of 1995. The words "estimate", "project", "intend", "expect", "believe" and similar expressions are intended to identify forward-looking statements. These forward-looking statements involve known and unknown risks and uncertainties. Many factors could cause the actual results, performance or achievements of Gilat to be materially different from any future results, performance or achievements that may be expressed or implied by such forward-looking statements, including, among others, changes in general economic and business conditions, inability to maintain market acceptance to Gilat's products, inability to obtain financing and/or timely develop and introduce new technologies, products and applications, rapid changes in the market for Gilat's products, loss of market share and pressure on prices resulting from competition, introduction of competing products by other companies, inability to manage growth and expansion, loss of key OEM partners, inability to attract and retain qualified personnel, inability to protect the Company's proprietary technology and risks associated with Gilat's international operations and its location in Israel. We undertake no obligation to update or revise any forward-looking statements for any reason. For additional information regarding these and other risks and uncertainties associated with Gilat's business, reference is made to Gilat's reports filed from time to time with the Securities and Exchange Commission.

Gilat - Boundless Communications



Enterprise & Consumer broadband



E2E Services Cellular Backhaul



SOTM Commercial



Rural Broadband



Improved Profitability



Gilat at a Glance

- Driving the satellite industry since 1987
- More than 1.2million terminals globally
- 2016 expected revenues: \$290M-\$310M
- Global presence :



~1,000 Employees Worldwide
5 R&D Centers
4 NOCs (Network Operation Centers)
20 Sales Offices
90 Countries
500 + active networks





Diverse Customer Base and Partners

Satellite Companies



Telcos / MNOs



Satcom Operators and ISPs



System integrators



Governments



Key Market Growth Drivers

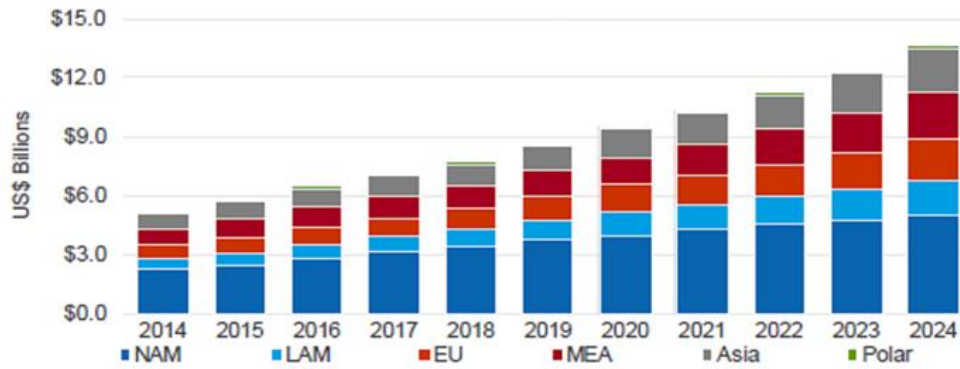


INTERNET EVERYWHERE, ANYTIME

- **Satellite on-the-Move**
 - In-Flight Connectivity (IFC)
 - Maritime and Trains
- **Broadband (BB) Demand in Rural areas**
 - Increasing demand in rural developing countries (FB investment in BB4Africa)
- **Cellular Backhaul**
 - Role out of LTE,3G and small cell in rural areas
- **HTS (High Throughput Satellite)**
 - Reduced space segment cost
 - The new growth prospect for the satellite industry
 - Need for a strong network partner



Broadband Satellite Market Service & CPE Revenues by Region

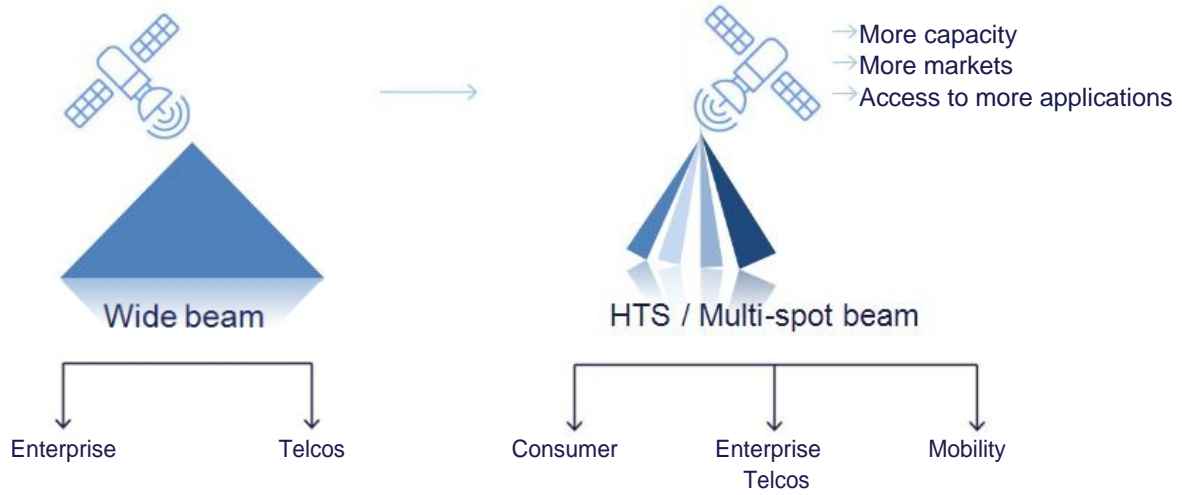


Source: NSR

Revenue to be added in the next 10 years to the combined CPE and Service revenues of 2014:

- Satellite broadband access: ~\$8.4 Billion

The HTS revolution - Enabling more applications



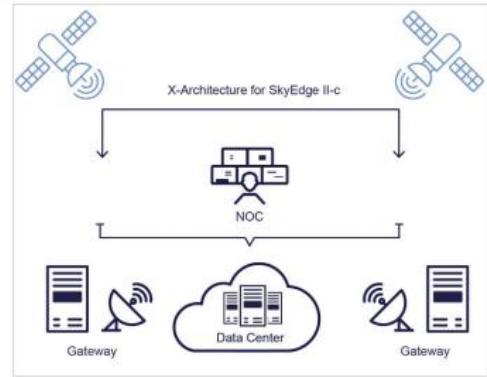
Satellite Operators are looking for **strategic partners**

Vertical integration

Gilat's Main Assets



- Cutting-edge Technology
 - Best network management (X- Architecture)
 - Best-in-class terminals for all applications (IFC, Maritime, Trains, Cellular Backhaul, Enterprise, Consumers)
- End-to-end (E2E) Services Capabilities
 - NBN managed services
 - Colombia and Peru E2E vast experience
- Global presence and high reputation



Full Terminal



Rural Experience



Growth Drivers



Growth Drivers



- Mobility, mainly IFC
.....
- China
.....
- Broadband Internet in Rural Areas
.....
- Cellular Backhaul
.....
- HTS
.....
- End-to-End Services
.....

Mobility - Mainly IFC

- Current activity: Defense and Land Mobile
- Main growth driver: In-Flight Connectivity (IFC)
- Potential growth drivers: Trains, Maritime
- Future applications for breakthrough technology: Phased Array



In-Flight Connectivity



- Market forecasted to grow and generate **\$3.2 B** in retail revenues by the end of 2024 (Source: NSR)
- Wavestream the “de facto” standard transceiver for IFC
- Breakthrough technology (200 Mbps and KUKA)
- A contract with a major satellite BB provider - Dual-band antenna development project
- PAA development project for System integrator



Major Breakthrough in 2015:

- HTS in China = Gilat
 - China Satcom
 - Synertone
- X Architecture network for multiple applications. (fix, IFC, Trains, Maritime)
- A Partner of Choice of CRRC



Broadband Internet in Rural Areas



- **Markets & Applications:**
Developing countries, Broadband and communications coverage
- **Driving Growth:** Bridging the digital divide
- **Customers:** Governments, ISPs, NGOs
- **Ongoing long term projects:** Fitel Peru and alike



Cellular Backhaul for Telcos

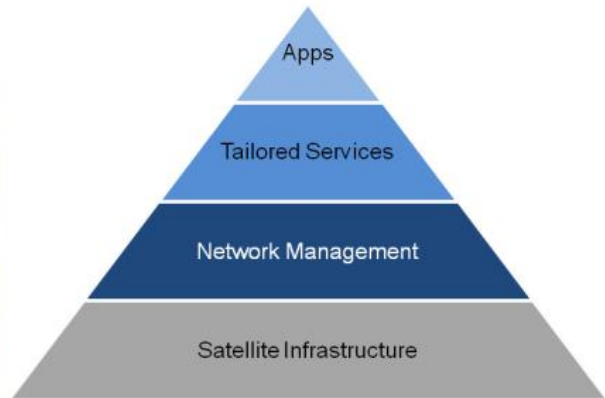
- Enable MNOs to connect to LTE and 3G network via satellite
- Super-fast LTE Backhaul made possible with SkyEdge II-c Capricorn: 200Mbps - the world's fastest TDMA VSAT
- Unique added value proposition to MNOs: *“Rapid deployment of LTE in suburbs to capture market share”*



Partner of Choice of HTS Providers



- Need for a key partner
 - For all the beams
 - For all the applications (fix, IFC, etc.)
- Providing differentiated customer experience via end-to-end solutions
- Gilat is uniquely positioned for HTS
- Positive momentum



End-to-End Services for Profitable Growth



- Adding more services to our offering
- Provide complete turnkey solutions
- Increase value for customers
- Long term relationships
- Initial focus on Telcos



Financial Indicators



Quarterly Financial Indicators

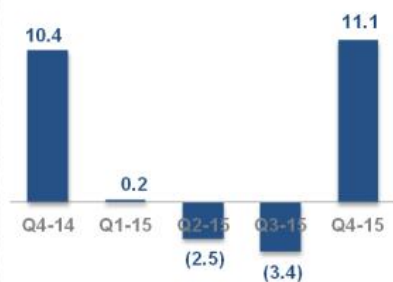
US\$ millions



Revenues



EBITDA



Operating Income (loss)

Non GAAP



Quarterly Profit and Loss Highlights - Non GAAP*

US\$ millions, except per share data



	Q4 14	Q1 15	Q2 15	Q3 15	Q4 15
Revenues	73.1	45.2	44.3	40.3	67.7
Gross Profit	27.0	14.4	12.3	10.8	21.8
Gross Margin	37%	32%	28%	27%	32%
R&D net	6.0	6.2	6.3	5.9	3.6
S&M	6.9	5.9	6.1	5.7	6.0
G&A	6.6	4.4	5.1	5.0	3.3
Operating Income (loss)	7.5	(2.1)	(5.2)	(5.8)	8.9
Net income (loss)	4.4	(3.7)	(7.1)	(8.9)	7.0
Diluted EPS	0.10	(0.09)	(0.16)	(0.20)	0.16
EBITDA	10.4	0.2	(2.5)	(3.4)	11.1

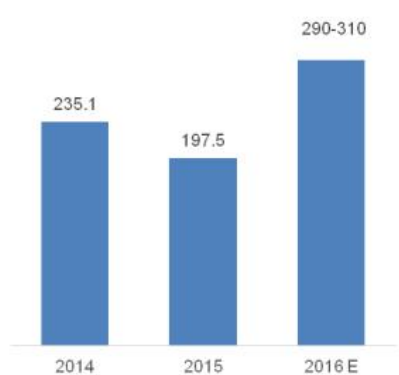
* Adjustments reflect the effect of non-cash stock based compensation as per ASC 718, amortization of intangible assets related to shares acquisition transactions, impairments, restructuring costs and net income (loss) from discontinued operations.

Annual Financial Indicators

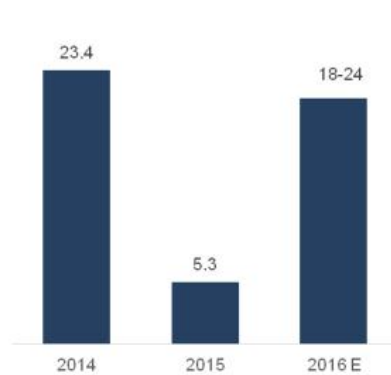
US\$ millions



Annual Revenues

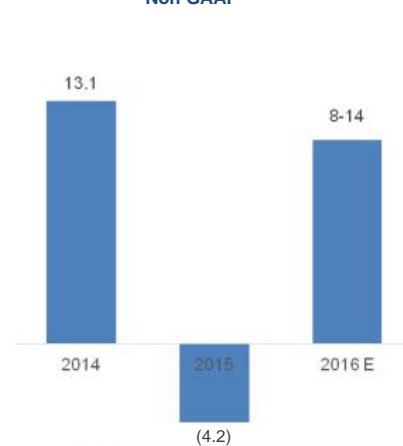


EBITDA



Operating Income (loss)

Non GAAP



2016 Management Objectives:

Revenues: \$290M - \$310M

EBITDA: \$18M - \$24M

Profit and Loss Highlights - Non GAAP*

US\$ millions, except per share data



	2014	2015
Revenues	235.1	197.5
Gross Profit	88.7	59.2
Gross Margin	38%	30%
R&D net	24.7	22.0
S&M	31.1	23.7
G&A	19.7	17.7
Operating Income (loss)	13.1	(4.2)
Net income (loss)	7.4	(12.6)
Diluted EPS	0.17	(0.29)
EBITDA	23.4	5.3

* Adjustments reflect the effect of non-cash stock based compensation as per ASC 718, amortization of intangible assets related to shares acquisition transactions, impairments, restructuring costs and net income (loss) from discontinued operations.

Balance Sheet Highlights


US\$ millions, except per share data



	December 31, 2015	September 30, 2015	December 31, 2014
Cash Balances *	120.9	88.4	53.5
Total Assets	370.8	343.9	364.9
Total Debt	26.0	26.2	30.9
Shareholders' equity	178.1	183.2	225.1

* Including cash and cash equivalents, restricted cash and net of short term bank credits.

Questions & Answers



Gilat - A Partner of Choice



- ❑ Driving unique advantage in the growing [Airborne market](#), leveraging the new dual band Ka/Ku terminal, our fastest air modem, as well as our uniquely developed Phased Array antennas
- ❑ Leveraging our breakthrough into [China](#) to a multi application fast profitable growth
- ❑ Providing solutions to rural customers building on Gilat's proven experience in delivering complex [BB Internet solutions in Rural areas](#)
- ❑ Driving forward our unique , fastest Modem for [LTE Cellular Backhaul](#)
- ❑ Leveraging Gilat's leading technology and breadth of services to deploy and operate the ground segment in a multi-beam, multi applications [HTS environment](#)
- ❑ Driving value to customers through [SLA based turnkey managed services offering](#), including space segment, NOC operations; field support; Installations; network planning; OSS/BSS.



Thank You



We have filed a registration statement with the Securities and Exchange Commission, or SEC, for the offering to which this communication relates. Before you invest, you should read the registration statement and base prospectus dated May 9, 2014 and the prospectus supplement dated February 18, 2016 and the other documents that we have filed with the SEC for more complete information about us and this offering. You may get these documents for free by visiting EDGAR on the SEC web site at www.sec.gov.
